



Digital IIAs / LAs via EWP

Jean Monnet
Sport
Youth
School education
Vocational education and training
Adult education



Erasmus+
Enriching lives, opening minds

Higher education



Agenda:

- Latest information about digital IIAs and LAs roll-out in EWP
- Where to find critical resources and useful information
- Known issues / challenges and how to overcome them
- Good practices sharing and tackling open questions with the experts

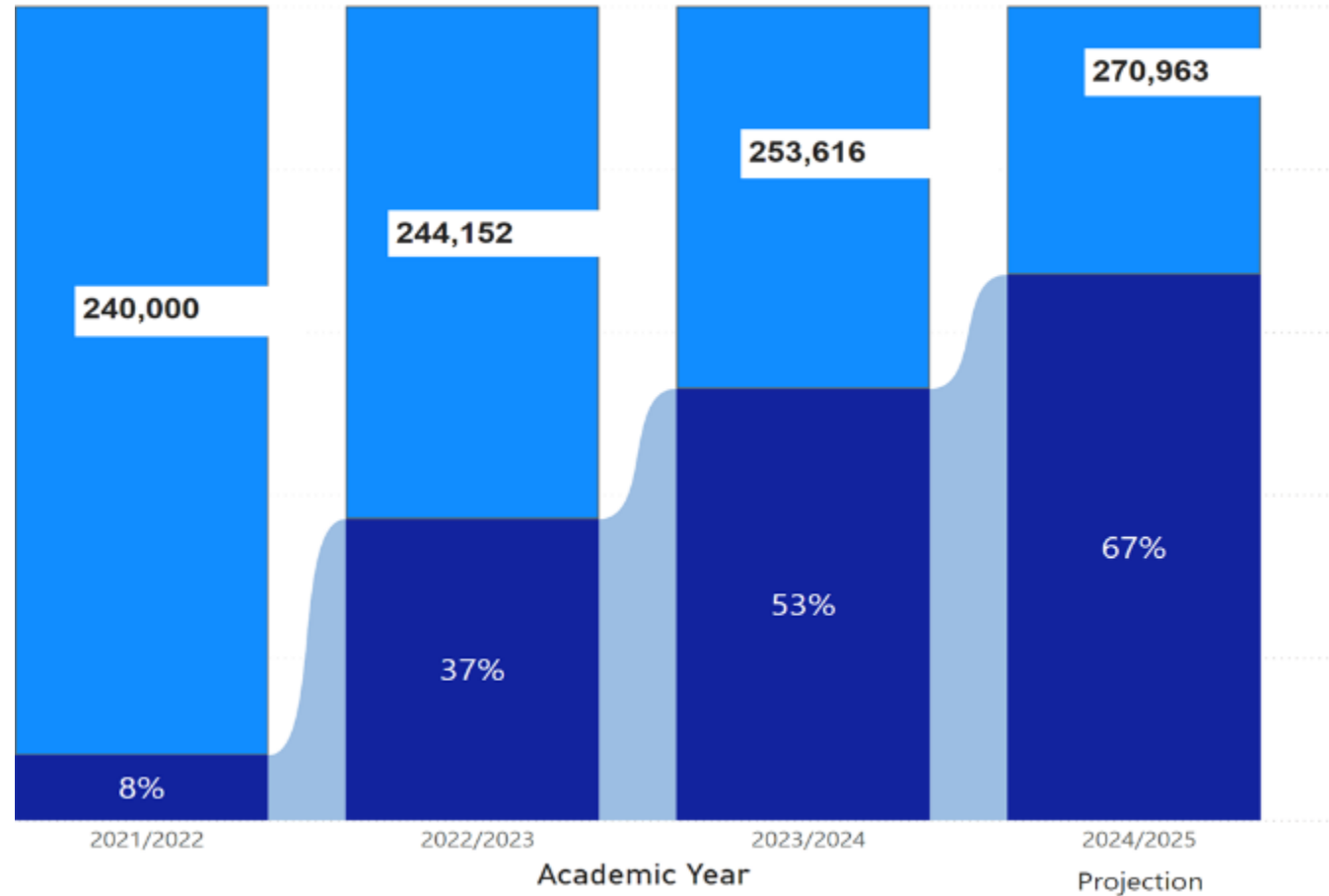
Why are we here?

Bridging the digital divide: 95% of learning agreements to be fully digital by 2025

The number of digital learning agreements completed per academic year has increased steadily in the past years. An action plan for 2024-2025 aims to close the remaining gaps.



Europe is going digital – we need Spain!



Europe is going digital – we need Spain!

Top performing programme countries	
Slovakia	100% digital LAs
Croatia	100% digital LAs
Latvia	100% digital LAs
Malta	100% digital LAs
Cyprus	100% digital LAs
Bulgaria	95% digital LAs

Source: European Commission country-fiches, December 2024

Ongoing activities to reach the targets



**With Erasmus+ National
Agencies and Digital
Officers**



With IROs



**With technical teams
operating EWP Network
nodes**

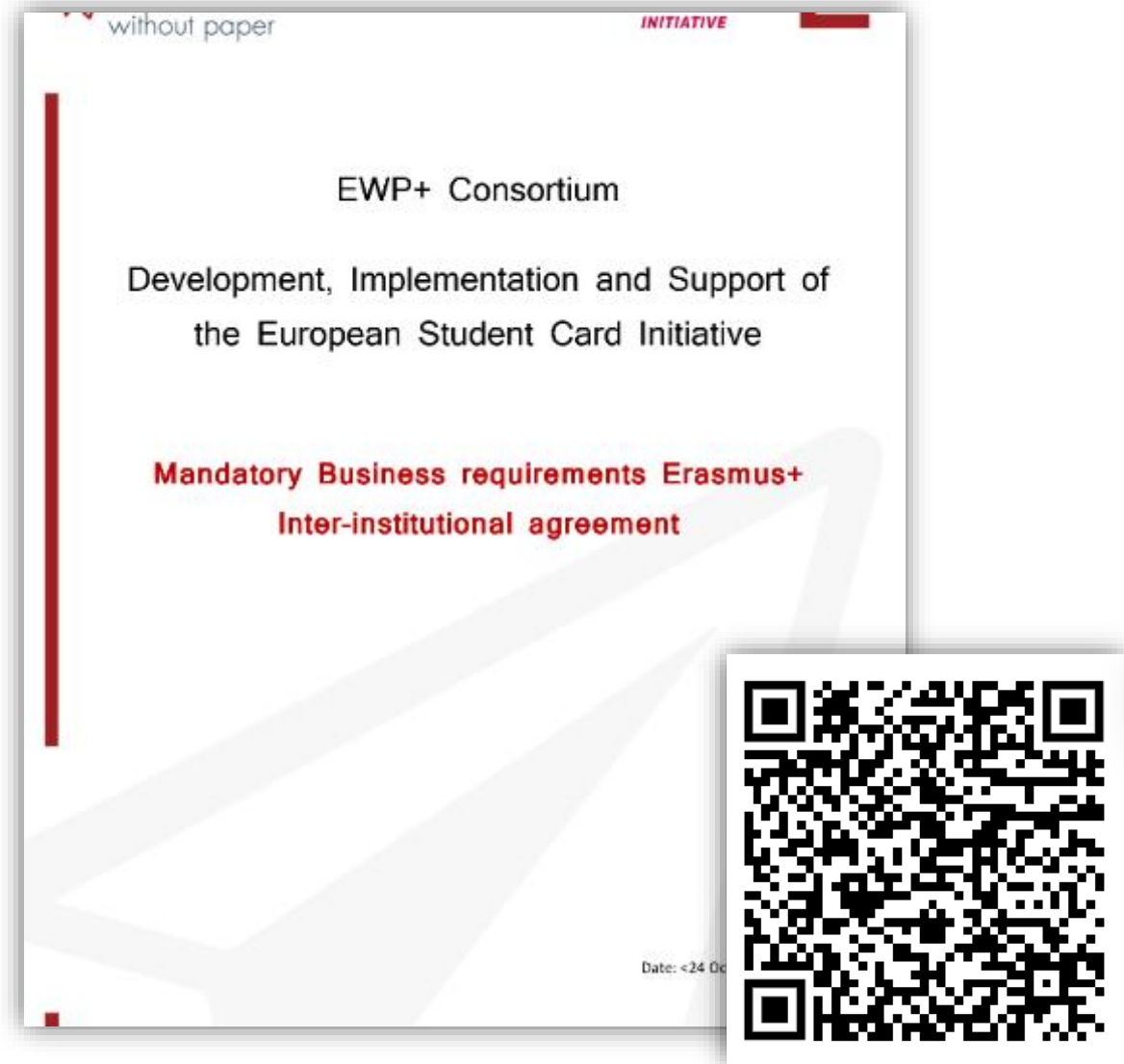
Important documents

- Mandatory Business Requirements
- Comprehensive User Guide

Mandatory Business Requirements

- "Bridge" between business and IT point of view
 - Detailed description of business process requirements, workflows/ document life cycle for the technical solutions developed under EWP
 - Includes user stories
 - High-level process flowchart
- Primary source for the technical community to define technical specification and systems' development

Mandatory Business requirements for Inter-institutional Agreements



https://github.com/erasmus-without-paper/ewp-specs-api-iias/blob/stable-v7/resources/mandatory_business_requirements_IIA.pdf

Mandatory Business requirements for LA



https://github.com/erasmus-without-paper/ewp-specs-api-mobility-las/blob/stable-v1/resources/mandatory_business_requirements_LA.pdf

Comprehensive User Guides

- Official user guides published on ESCI portal.
- Goal: enhancing "human interoperability" and fostering a shared understanding of the process.
- EWP community consultation as a key background source for scenario-based recommendations

Comprehensive User Guide for digital LA

- Content
 - Intro
 - LA for studies in EWP
 - Erasmus+ Programme requirements
 - Clarifications about certain fields
 - Exceptional scenarios
 - Fields exchanged via EWP



<https://erasmus-plus.ec.europa.eu/document/comprehensive-user-guide-for-digital-erasmus-learning-agreements>

Comprehensive User Guide for digital Inter-institutional Agreements

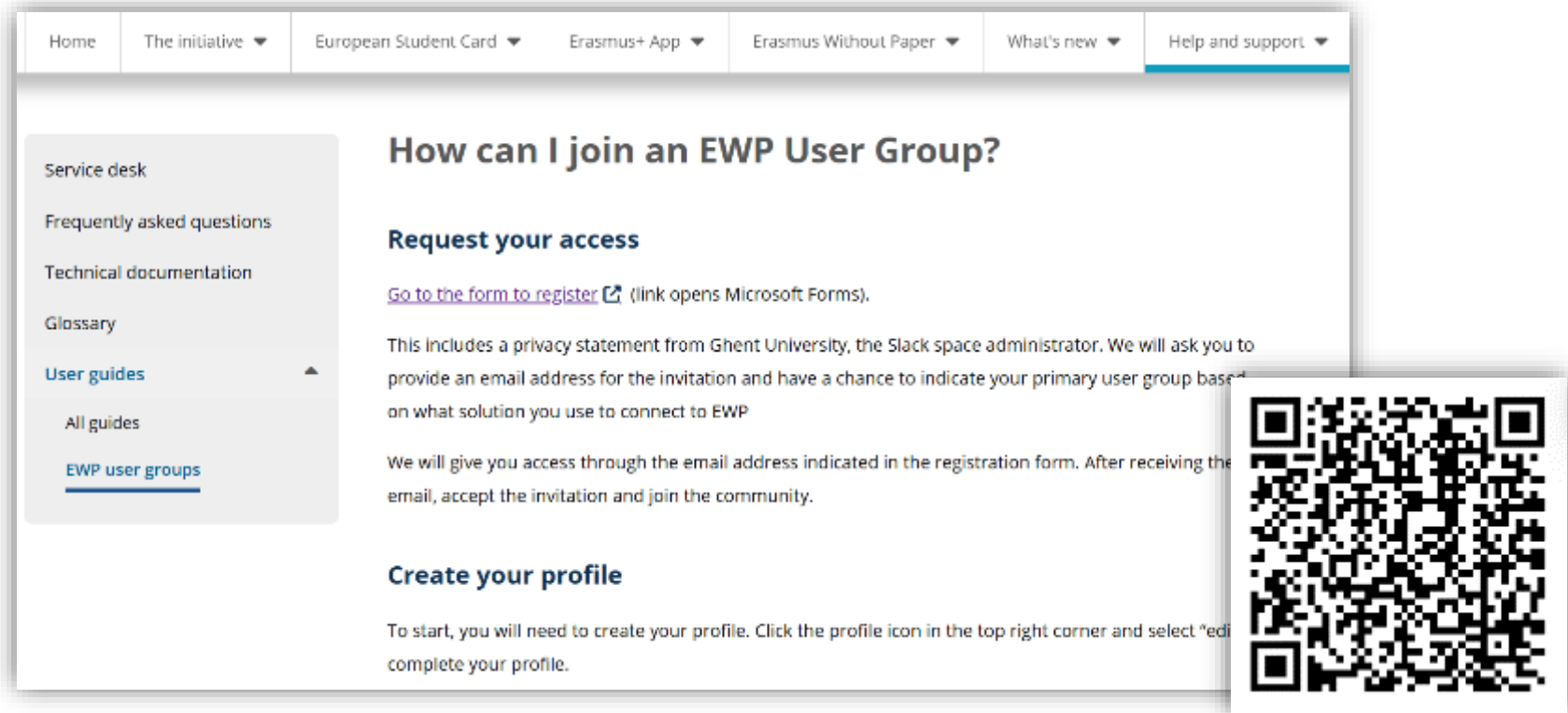


<https://erasmus-plus.ec.europa.eu/document/comprehensive-user-guide-for-digital-erasmus-learning-agreements>

A group of diverse professionals in a modern office setting. In the foreground, a woman with curly hair and glasses, wearing a light-colored blazer, is smiling and looking at a laptop. Behind her, a man in a light blue shirt is also smiling. To the right, a man in a green shirt is looking at the laptop. In the background, another woman is visible. The office has a modern, industrial feel with exposed wooden beams and large windows.

How can you make your voice heard and play an active role in the EWP Community?

User groups



The screenshot shows a web page titled "How can I join an EWP User Group?". The page has a navigation bar at the top with links: Home, The initiative, European Student Card, Erasmus+ App, Erasmus Without Paper, What's new, and Help and support. On the left side, there is a sidebar menu with the following items: Service desk, Frequently asked questions, Technical documentation, Glossary, User guides (which is expanded to show "All guides" and "EWP user groups"), and a link to "EWP user groups". The main content area is titled "How can I join an EWP User Group?" and contains the following sections:

- Request your access**
 - A link: [Go to the form to register](#) (link opens Microsoft Forms).
 - Text: "This includes a privacy statement from Ghent University, the Slack space administrator. We will ask you to provide an email address for the invitation and have a chance to indicate your primary user group based on what solution you use to connect to EWP."
 - Text: "We will give you access through the email address indicated in the registration form. After receiving the email, accept the invitation and join the community."
- Create your profile**
 - Text: "To start, you will need to create your profile. Click the profile icon in the top right corner and select 'edit' to complete your profile."

A QR code is displayed on the right side of the page, likely linking to the registration form.

<https://erasmus-plus.ec.europa.eu/european-student-card-initiative/help-support/user-guide/EWP-user-groups>

Infrastructure Forum

Infrastructure Forum meetings

- > Infrastructure Forum meetings in 2025
- > Infrastructure Forum meetings in 2024
- > Infrastructure Forum meetings in 2023
- > Infrastructure Forum meetings in 2022

Technical workshops

- > Technical workshops in 2025
- > Technical workshops in 2024
- > Technical workshops in 2023



<https://esci-sd.atlassian.net/wiki/spaces/ITSC/pages/113999873/Infrastructure+Forum+and+technical+workshops#Infrastructure-Forum-meetings>

Relationship Managers

Erasmus Without Paper relationship managers: who they are and how they can help

The Erasmus Without Paper relationship managers support software developers and higher education institutions in implementing the Erasmus Without Paper protocols in their IT systems and in their institutions.



<https://erasmus-plus.ec.europa.eu/news/erasmus-without-paper-relationship-managers-who-they-are-and-how-they-can-help>

National user groups

Powerful pathway for facilitating peer learning within a given country – e.g. Germany, Italy, Austria, Netherlands are all reporting positive results with it.

Has the possibility of creating a Spanish EWP user group been considered?

Resources to navigate digital Learning Agreements

Step-by-step



Understand and Prepare



Start small: Pilot with Partners



Monitor, Flag and, Improve

Step 1: Understand and Prepare

Reference websites

European Student Card Initiative

Part of the Erasmus+ programme

[Part of Erasmus+](#)

[Home](#)

[The initiative ▼](#)

[European Student Card ▼](#)

[Erasmus+ App ▼](#)

[Erasmus Without Paper ▼](#)

[What's new ▼](#)

[Help and support ▼](#)

You are here: [Home](#)

European Student Card Initiative

An initiative to help students and higher education institutions on Erasmus+ exchanges by simplifying administrative processes and enhancing digitalisation.



<https://erasmus-plus.ec.europa.eu/european-student-card-initiative>



ESCI Newsletter

Cut through the noise

Get key updates straight
to your inbox!



European Student Card Initiative newsletter



Explore the latest news about Erasmus Without Paper, the Erasmus+ App and the European Student Card



EWP Knowledge Base

The screenshot displays the Erasmus Without Paper (EWP) Knowledge Base interface. On the left is a sidebar with navigation options: 'All content', 'Space settings', 'Shortcuts', and 'Content'. Below these is a search bar labeled 'Search by title' and a list of topics including 'About', 'Benefits', 'How to join?', 'EWP FAQs', 'GDPR compliance', 'Resources', 'Contact', 'New IIA template', 'New LA template', and 'State of play APIs'. The main content area is titled 'Erasmus Without Paper' and includes a welcome message, a link to the 'European Student Card Initiative information portal', and a list of purposes: 'provide information and recommendations about the EWP and explain how to make use of the EWP Network on a Higher Education Institution level.' A table of contents is provided with links to 'About', 'Benefits', 'How to join?', 'Introduction to technical aspects', 'Resources', 'EWP FAQs', and 'Contact'. Below the table, there are two promotional boxes: one for 'MyAcademicID' and another for the 'EWP Dashboard' with a 'Quickstart' button. A QR code is located in the bottom right corner of the interface.

Erasmus Without Paper

Welcome to the **Erasmus Without Paper (EWP)** space of this knowledge base.

This knowledge base complements the official [European Student Card Initiative information portal](#) maintained by the European Commission.

The **purpose** of this wiki space is to:

- provide information and recommendations about the EWP and
- explain how to make use of the EWP Network on a Higher Education Institution level.

To get **more information about EWP** please click to the menu here, and then use the page tree on the left to navigate between the menu pages.

About	Benefits	How to join?	Introduction to technical aspects	Resources	EWP FAQs	Contact
-----------------------	--------------------------	------------------------------	---	---------------------------	--------------------------	-------------------------

If you would like to get **more information** about the elements of the Erasmus+ digital mobility management infrastructure, you can click to the spaces below.

[Provide seamless access to mobility management services and tools](#)

Click on the link above and discover how you and your students can securely log in to these tools using your academic credentials.


[Use the enhanced EWP Dashboard as free solution for managing student mobility](#)

The enhanced version of EWP Dashboard is available. Click on the link above and discover the tool for universities not using in-house or commercial software.

[Quickstart](#)



EWP Knowledge Base

 **Confluence**

Home

Recent ▾

Spaces ▾

Teams ▾

Apps ▾

Templates

+ Create

Overview

Recent

Starred

Drafts

Tasks 0

Spaces

Erasmus Without Paper

EWP Developers Guide

Welcome to the EWP ...

Pick up where you left off

Resources

Erasmus Without Paper

Visited 21 hours ago

Erasmus Without Paper

Erasmus Without Paper

Visited 21 hours ago

Knowledge base user guide

Erasmus Without Paper

Visited 21 hours ago

Infrastructure Forum and technical wor...

EWP Developers Guide

Visited April 9, 2025

Technical documentation

Erasmus Without Paper

Visited 21 hours ago

News, Events & Announcements

EWP Developers Guide

Visited April 9, 2025

Discover what's happening

Following

Popular

Announcements

What's new in Confluence





Sort by: Most relevant ▾

EWP Knowledge Base – EWP Developers Guide

✓ EWP Developers Guide / Technical testing and validation reports

The list below provides an overview of all providers that successfully completed the technical testing. Conversely, if a provider features in the list but you encounter issues exchanging data, we encourage you to contact the [ESCI support desk](#).

In order to make this process as transparent as possible, the list indicating which technical tests have been successfully completed, is regularly updated.

	Provider	SCHAC	Provider	IAs v7.0	LAs	Stats Portal
1	Aristotle University of Thessaloniki (MobiSIS)	auth.gr	in-house	19/06/2024		 EWP Stats Portal
2	Be Smart s.r.l. (smart_edu)		3-rd party	27/03/2024	04/03/2022	
3	Brno University of Technology	vutbr.cz	in-house	27/06/2024		
4	CACI (Osiris)		3-rd party	28/02/2024	11/02/2022	



<https://esci-sd.atlassian.net/wiki/spaces/EWP/pages/208633871/Technical+testing+and+validation>

Step 2: Pilot with partners

What is my partner' status in EWP?



EWP Stats Portal



Search



Filters



Charts



Data issues



Statistical data export (for National Agencies)



Monitoring (for developers)



✉ ewp-tech@lists.erasmuswithoutpaper.eu

🔑 95d0659 (2025-03-07)



EWP Stats Portal – User guide for National Agencies (or any user)

<https://erasmus-plus.ec.europa.eu/document/erasmus-without-paper-stats-portal-guide-for-national-agencies>



Erasmus Without Paper Stats Portal - Guide for National Agencies

Presents digital officers in Erasmus+ National Agencies with the main features of the Erasmus Without Paper Stats Portal.

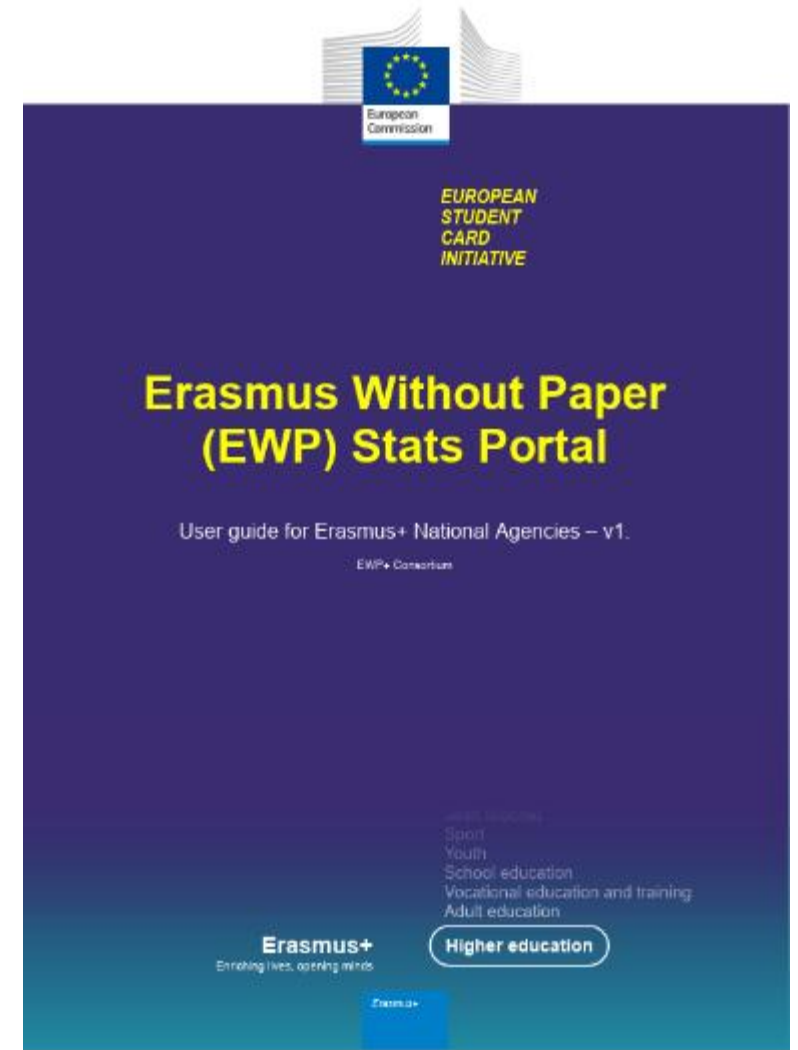
Share

Available languages (1)

English | PDF - 977.65 KB - 17 pages - 2023-12-20

Download

Erasmus Without Paper Stats Portal - Guide for National Agencies



Step 3: Monitor, flag and improve

Something's not working? Get the support you need

European Student Card Initiative

Welcome to the ESCI Community Service Desk

 Search for information

Featured portals



Erasmus Without Paper



European Student Card



ESCI SD – Request Types



ESCI Service Desk / Erasmus Without Paper



Erasmus Without Paper

🔍 Contact us about

Student Issues

Request information or guidance for students, Fix a student account/login issue, Report a technical problem for students



Non-student Issues

Report a technical problem, Request information or guidance, Fix an account/login problem, Request a new account, Suggest a change or improvement



EWP Interoperability Issues

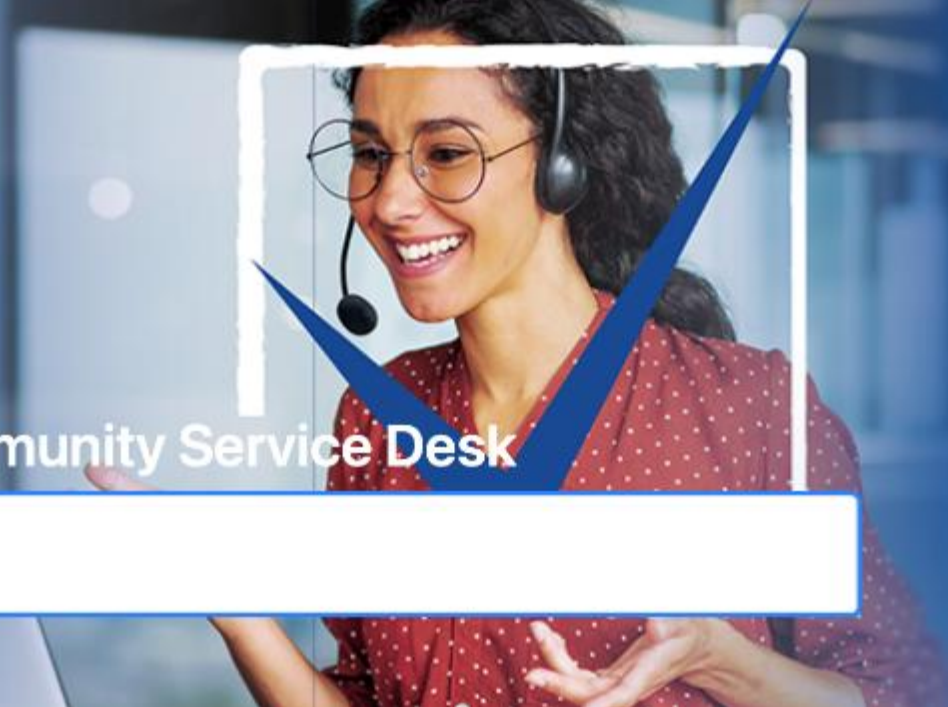
Report an interoperability problem



European Student Card Initiative

Welcome to the ESCI Community Service Desk

 Search for information



Together we improve – your feedback drives progress

If issues are not reported, they cannot be recognized and addressed!

Acceptable Use Policy

Part of Collaboration Agreement

The AUP sets out firmer processes for following up on interoperability issues, including stricter timelines that reflect the need any such matters to be followed-up properly and timely, with a view to avoid that compliance issues affect users.



<https://esci-sd.atlassian.net/wiki/spaces/ITSC/pages/1086586916/Acceptable+Use+Policy>

Know issues across EWP Network nodes

ESCI Knowledge Base - Known issues affecting EWP data exchanges

- An overview of known errors occurring in the network that has been reported by users through the ESCI SD is publicly available for the EWP community
- The list includes the name of the provider, the related process, a short description, and since it has been reported
- When fixed it will be marked accordingly



How to overcome issues

Pre-EWP issues (that remain relevant)

Challenges

- Importance of learning agreement being signed before mobility
 - Ease of OLA/DLA an important step in the right direction
- Timing (and quality) of course catalogues
 - New course data API will however put us several steps closer to notify students if selected courses become unavailable
- HEIs deviate from Erasmus+ rules and specifications (i.e. multiple LA signatures)

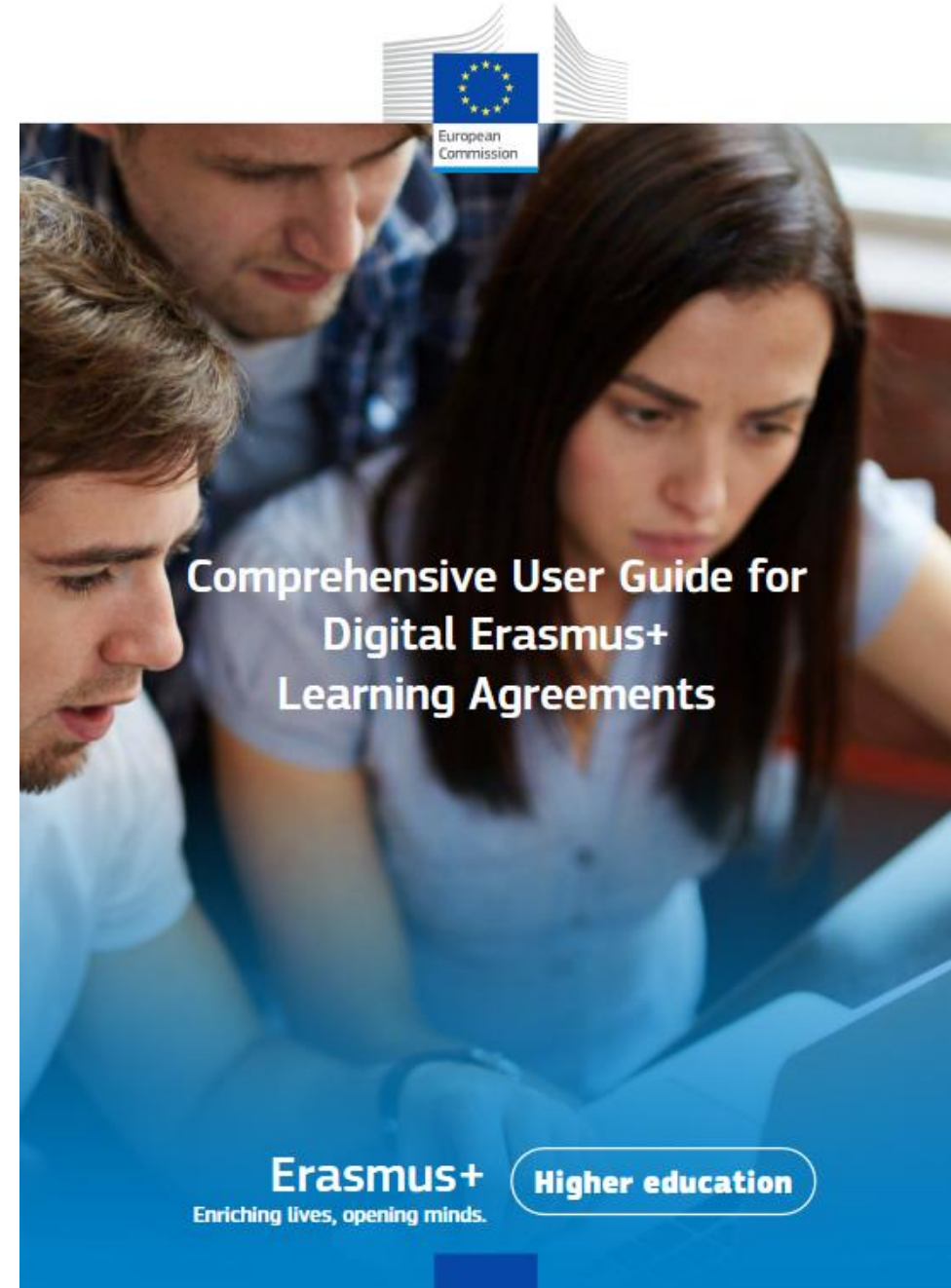
"Human interoperability"

Challenges

- Lack of common understanding of the process
- Need to adapt to digital workflows

Solutions

- Engage leadership and key-role colleagues
- Comprehensive user guides
- ESCI portal & FAQ



Wrong contacts

Challenges

- Often reason why LA is rejected
- But against detailed digital LA guidelines issued by EC

Solutions being explored

- Making contacts optional in future update
- Introduction of digital EWP nomination

Partner not connected/not exchanging

Challenges

- Serves as a blocking factor

Solutions

- Followed up by DG EAC and Digital Officers with institutions concerned
- Check in the EWP Stats Portal
- Add ticket to ESCI Service Desk

LA rejected for "wrong reasons"

"Minor changes" (no new version and approvals)

- Nationality, gender, email
- ISCED code, EQF level
- Admin contact person details
- Receiving academic year, start date, end date,
- OUNit, learning outcomes URL, provisions URL, language

Major changes (new version and approvals)

- Last name, first name, date of birth, ESI
- LA Type
- All fields in table A-B-C-D-E-A2-B2-C2

Improve quality of data on LA forms

Challenges

- Manual input of course titles and codes is error prone

Solutions

- A new EWP standard for enabling exchange of course data will be available soon
- EWP Dashboard also will deploy a solution for HEIs which lack capability to deploy APIs

Summary and key takeaways

Key takeaways

- Get all institutions exchanging digital IIAs and LAs
- Improve our common understanding of the digital process
- Contact ESCI SD if you encounter data exchange issues
- Increased uptake in Spain will drive Europe toward 95%
- Next step:
when all LAs are digitalised, explore digital nominations via EWP

Thank you for your attention!
