

European Partnerships for School Development – Information Session

European Commission, Directorate-General for Education, Youth, Sports and Culture

12 December 2025

Data Protection Notice

This information session will be recorded using WEBEX for the purpose of dissemination and re-use through EAC's website and the European School Education Platform (ESEP).

The recording will only include those who unmute themselves. By turning on your camera and microphone, you consent to such recording and subsequent dissemination. Participants are reminded to keep their camera and microphone off/muted if they do not wish to appear in the recording.

For more details, you can contact us at: EAC-UNITE-B2@ec.europa.eu



Agenda

Welcome and introduction

Policy context and objectives of the new action

Eligibility criteria

Award criteria

How to apply – Tips for preparing an application

Q&A

Closing remarks

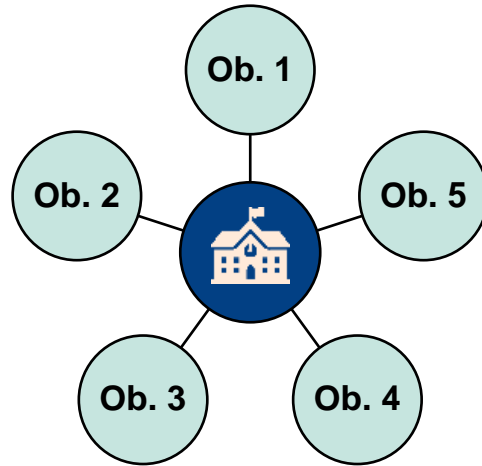


Context and objectives



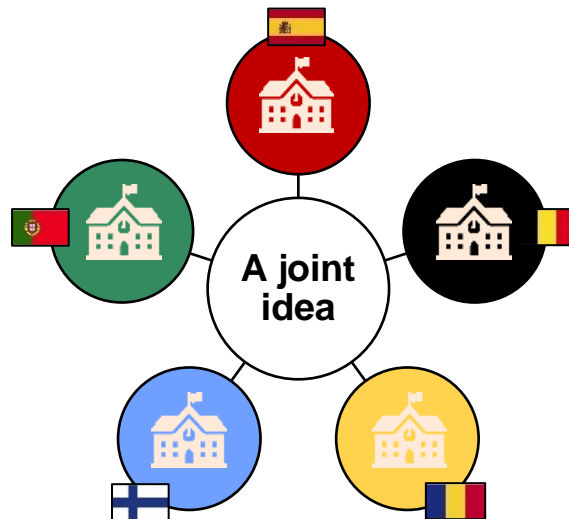
Erasmus+ project logic and structure

Key action 1: Mobility



- In KA1, **a school** is at the center of the project or accreditation
- The purpose of the project is to **improve the school**.
- Objectives are defined in the application; partners are decided later.

Key action 2: Cooperation



- In KA2, **an idea** is at the center of the project.
- Project idea must be **more than "just mobility"**
- The purpose of the project is to make that idea a reality through contributions from the different partners (schools, but not only schools)
- Partners are listed in the application as an integral part of the proposal.



Cooperation and exchange in school education: state of play

Advantages:

- **High interest in and motivation for Erasmus+;** consistent and resilient
- **Accreditations:** operational basis for mainstreaming mobility; existing involvement of **school authorities** as leaders of mobility consortia

Challenges:

- Limited resources, experience and mandate of schools to run cross-border projects
- Restrictive regulation on staffing, finances
- Differences between school education systems across the EU
- Systemic challenges (teacher shortages, larger variety of tasks and demands)



A targeted and inclusive action for high impact in the school education sector

Partnerships between school authorities (national, regional and local) and schools across multiple countries, led by school authorities

Build on the proven benefits of Erasmus+ learning mobility and cooperation, synergies with existing projects and experience

Open to EU MS and third countries associated to the programme – managed by National Agencies

Focus on building capacity and implementing innovative practices in a sustainable (beyond the project duration) and systemic (beyond the participating schools) manner

Expected impact: will lead to changes in the way the participating organisations operate (i.e. their practices, policies and procedures), with due respect to subsidiarity



What's in it for you?

Work on
challenges
facing your
schools,
using
Erasmus+

Build strong
and long-
lasting
partnerships

Implement
impactful
staff
exchanges

Better
handle
administrativ
e burden
around
Erasmus+

Work
together on
pedagogical
priorities and
needs

Mainstream
Erasmus+,
make
Erasmus+
impactful for
all



Eligibility criteria



Eligible applicant organisation

The applicant organisation (coordinator) must be a **local or regional school authority**, or a **school coordination body**.

The applicant organisation applies on behalf of all participating organisations.

An organisation can coordinate **only one application** per application deadline.



Eligible partner organisations

Schools providing general education at pre-primary, primary or secondary level (“category 1”)

Local and regional school authorities or school coordination bodies (“category 2”)

Associations of teachers, school leaders and school education staff, parent associations and other stakeholders in the school education system (“category 3”)

- ☐ Eligible organisations in each country will be defined by the competent National Authority and published on the website of the relevant National Agency
- ☐ The same definition of eligible local and regional school authorities (category 2) applies to project coordinators and project partners
- ☐ The National Authority may decide not to define any eligible organisations under category 3 if there are no relevant organisations in the national school education system



Number and profile of participating organisations

Programme Guide:

Each partnership must include **at least six participating organisations**.

In the **country of the applicant organisation** and **in at least one other country**, the following organisations must be involved:

- at least one school coordination body; one local or regional school authority
- at least **two schools** providing general education at pre-primary, primary or secondary level, including organisations providing early childhood education and care



Number and profile of participating organisations

Country A

Coordinator: Local or regional school authority or coordination body (category 2)

- + At least two schools
- + Optionally further authorities, schools or third organisations

Country B

At least one local or regional school authority or school coordination body (category 2)

- + At least two schools
- + Optionally further authorities, schools or third organisations

Country X

Additional countries are optional.
There are no minimum requirements for them in terms of number or type of organisations



Participating countries

Coordinators and partner organisations must be established in an EU Member State or in a third country associated to the Programme.

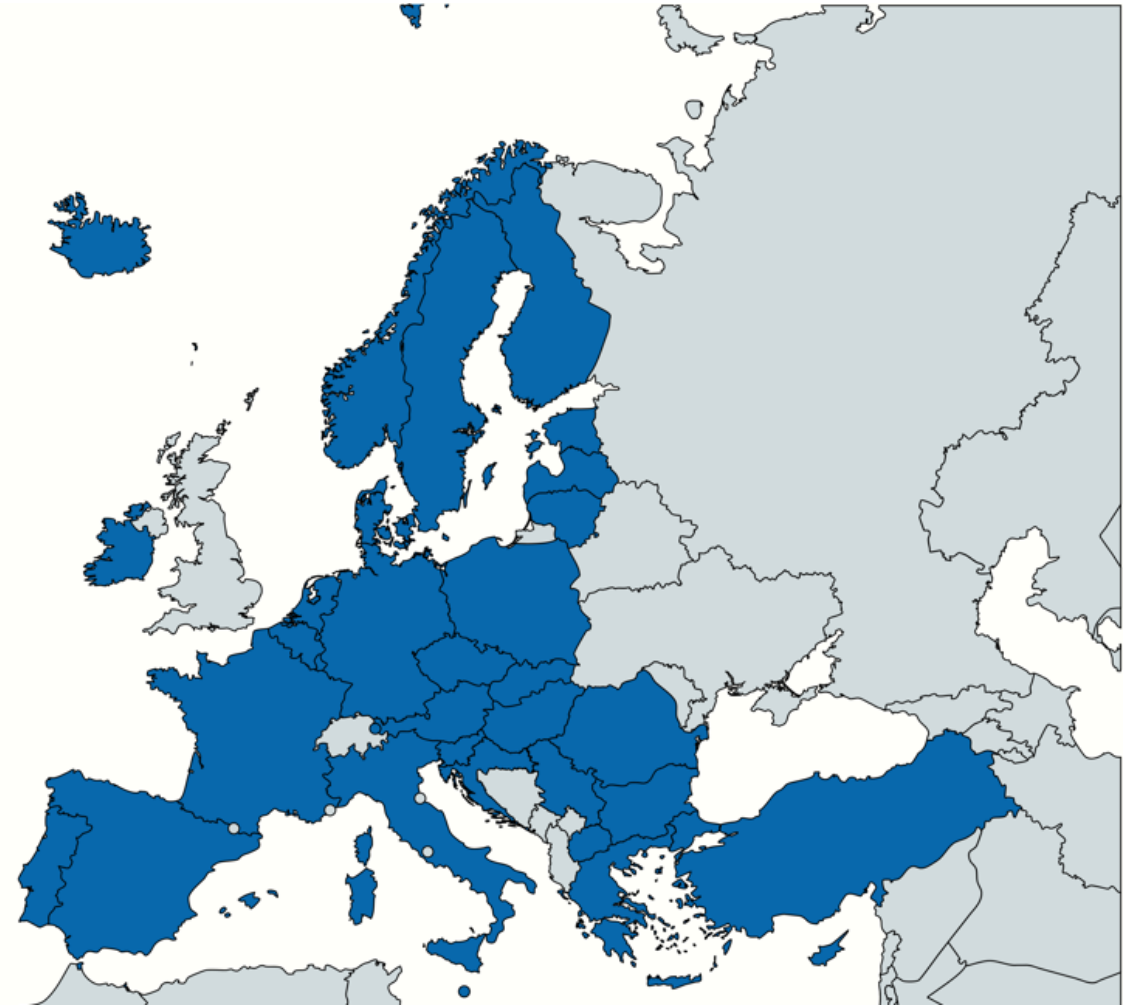
Member States of the European Union:

Belgium, Bulgaria, Czechia, Denmark, Germany, Estonia, Ireland, Greece, Spain, France, Croatia, Italy, Cyprus, Latvia, Lithuania, Luxembourg, Hungary, Malta, Netherlands, Austria, Poland, Portugal, Romania, Slovenia, Slovakia, Finland, Sweden

Third countries associated to the Programme:

North Macedonia, Serbia, Iceland, Liechtenstein, Norway, Türkiye

■ EU Member States
and countries
associated to the
Erasmus+
programme



Project duration



What will the projects do: two key strands

Improving the quality of learning and teaching at school

Trigger innovation in school education through exchange of know-how and best practices across borders:

- *Designing innovative teaching and learning formats for basic skills, EU values, language learning, etc.*
- *Collaborative teaching, including virtual components*
- *Peer-learning and mentoring, including job shadowing for teachers, school leaders and policy makers*
- *Pooling resources at local and regional level to better manage teacher substitution and shortages*

Capacity building for cross-border cooperation in school education

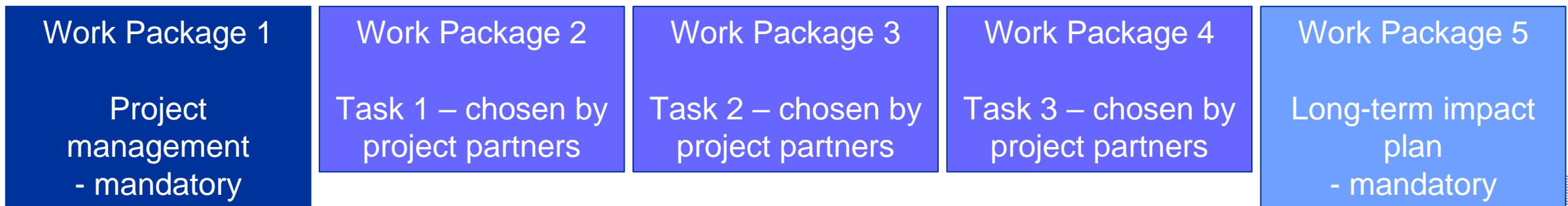
Strengthening the schools' ability to engage in cross-border projects and removing obstacles to mobility, including:

- *Establishing regional mobility coordinators, offices, support points or similar*
- *Standardising procedures and quality requirements*
- *Testing 'mobility windows' in the school calendar*
- *Improving recognition of learning outcomes*
- *Improving recognition of teachers' project work*
- *Project management training for school staff*

Eligible activities / tasks

- Projects must implement **at least three tasks**, including **at least one from each of the two strands**.
- A project can select a maximum of 10 tasks.
- **Each task will correspond to a work package in the project application.**
- In addition, there are two mandatory work packages: “Project management” and “**Plan for long-term impact**”.

Minimum project structure:



Eligible project expenses

Costs linked to the implementation activities and tasks, for example:

- testing specific learning programmes
- co-teaching methods
- staff training
- travel costs for meetings between project partners
- etc.

“Erasmus+ learning mobility activities” are educational, strategic, transnational and structured (documented) mobility activities. Learning mobility should not be confused with other reasons for travelling abroad as part of an Erasmus+ project.



Timeline and funding

What?	When?
Call opening	November 2025
Deadline for submission of applications	9 April 2026 – 12:00:00 CET
Project start	1 October 2026

Budget: Single lump sum of 400 000 EUR

The application must include the distribution of the grant amount among participating organisations and per work package.



Award criteria



Award criteria

To be considered for award, applications must pass the following thresholds:

- At least 70 out of the total 100 points, and
- At least half of the maximum score points in each of the four award criteria categories

Award criterion	Maximum points	Pass threshold
Relevance	15	8
Quality of project design	30	15
Quality of the partnership and the cooperation arrangements	20	10
Impact	35	18



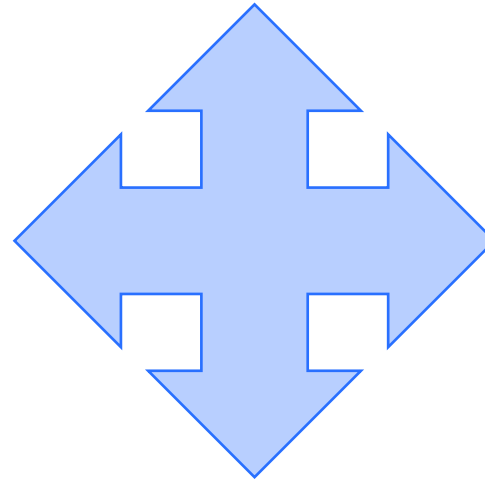
Relevance

Relevance for action objectives

See Programme Guide – first page of the action chapter

Needs analysis

Connect your project to reality – give examples of what you are trying to solve or improve.

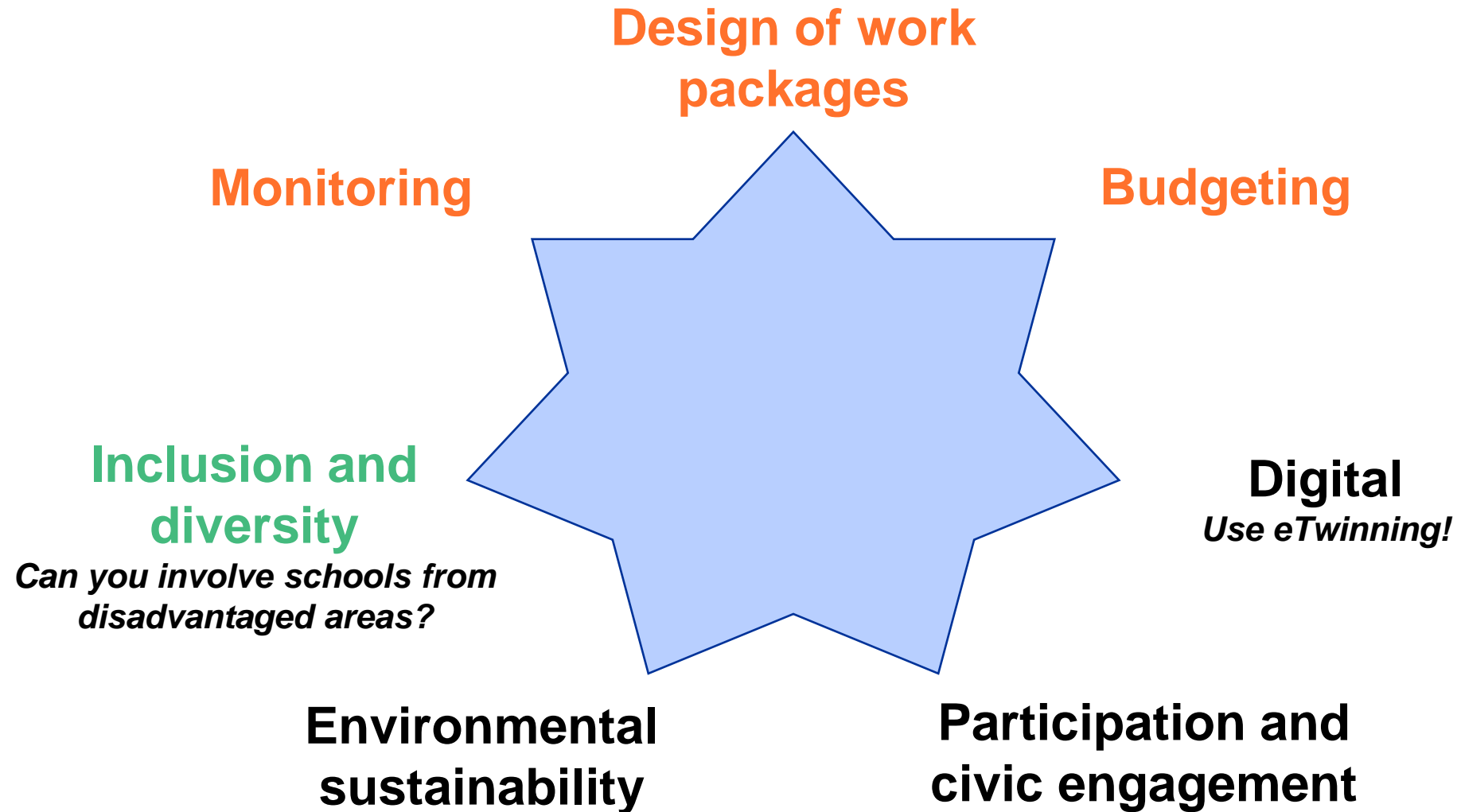


European added value

EU values



Quality of project design




Quality of the partnership and the cooperation arrangements

Project coordinator

Partnership composition

*Partner authorities must be involved hands-on throughout the project
Schools are not there just as observers
– give them an important role*

Allocation of tasks



Complementarity

If your project is about improving mobility opportunities, try to find partners with an accreditation to scale up your results!

Communication and coordination



Impact

Project results

*Producing new results is optional;
applying results is mandatory*

Tracking project results

Tracking impact

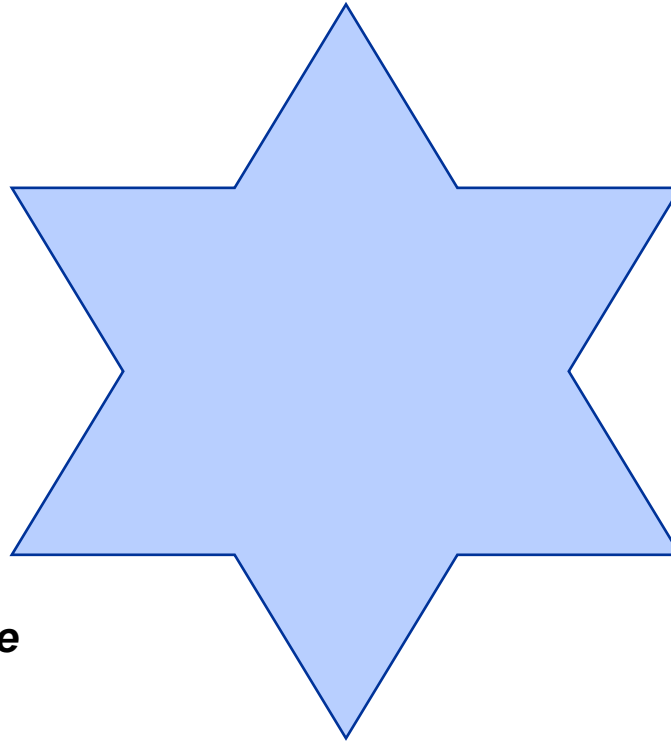
*You have achieved your planned
result? Great – what effect is that
producing?*

Long-term impact

*Start preparing for the end of the
project already during the
project!*

Transferable results

Sharing results



Project tasks → Work Packages

Improving the quality of learning and teaching at school

Trigger innovation in school education through exchange of know-how and best practices across borders:

- *Designing innovative teaching and learning formats for basic skills, EU values, language learning, etc.*
- *Collaborative teaching, including virtual components*
- *Peer-learning and mentoring, including job shadowing for teachers, school leaders and policy makers*
- *Pooling resources at local and regional level to better manage teacher substitution and shortages*

Capacity building for cross-border cooperation in school education

Strengthening the schools' ability to engage in cross-border projects and removing obstacles to mobility, including:

- *Establishing regional mobility coordinators, offices, support points or similar*
- *Standardising procedures and quality requirements*
- *Testing 'mobility windows' in the school calendar*
- *Improving recognition of learning outcomes*
- *Improving recognition of teachers' project work*
- *Project management training for school staff*

How to apply?

Tips and support for applicants



How to apply?

- The action is managed by National Agencies: your National Agency can answer your questions, provide support and advise you in the application process
- Applications must be submitted via the Erasmus+ Opportunities page:
<https://ec.europa.eu/erasmus-applications>
- Application deadline:
9 April 2026, midday 12:00:00 Brussels time (CET)

European partnerships for school development (KA240-SCH)

Call 2026 | Round 1



European partnerships for school development will support innovation, capacity building and sharing of practices among key actors in school education systems: school authorities, coordinating bodies, schools, and other key stakeholders.



Partner finding

You need **reliable** partners with whom you can work over **four years** to develop the project idea, write the application, implement the project, do the reporting, and follow-up.

Focus on needs and impact you want to create and pick partners based on this, not the other way around.

Explore existing partnerships or connections (Erasmus+, partner regions / twin cities / schools) for their potential.

Your National Agency is there to support you!

- Dedicated online networking / speed dating events
- Exchange with other National Agencies
- Pool of interested organisations



Application Form



The application form will guide you through a series of questions that make you reflect on:

- **Why** do you want to apply?
- **With whom** do you want to work? Why with them?
- What **value** does your project idea hold for you and for others?
- What do you want to **achieve**? What will be the results and impact?
- **How** will you get there? What steps will you have to make?



Tips for preparing an application



- Understand eligibility criteria
- Use award criteria as your guidance
- Find partners that share your challenges and interests. Work as a team!
- Think about the long-term changes you want to create – make your plan going backwards from there
- Put a clear structure to your work packages
- Once you have a first draft, work on coherence between different parts
- Don't wait – start now!



Where to find the information?

- On the European School Education Platform:
<https://school-education.ec.europa.eu/en/about/erasmus-programme-schools/partnerships-school-development>
 - Presentation and recording of this and future information webinars
(14 January and 4 February)
 - Factsheets for quick info on the Partnerships
- In the Erasmus+ **Programme Guide 2026**
- From your National Agency:
<https://erasmus-plus.ec.europa.eu/contacts/national-agencies>



Thank you & good luck with your proposal!



© European Union 2025

Unless otherwise noted the reuse of this presentation is authorised under the [CC BY 4.0](https://creativecommons.org/licenses/by/4.0/) license. For any use or reproduction of elements that are not owned by the EU, permission may need to be sought directly from the respective right holders.

